



MOORE COUNTY SCHOOLS

Growing to Greatness

Remaining True to our Beliefs

Superintendent's 2011-2012 Proposed Budget

Board of Education – March 14, 2011



MCS Core Beliefs

We believe:

- We build community.
- We are accountable both to those we serve and for what we do.
- We are partners in learning with students, staff, parents and community.
- We develop leaders.
- We provide a safe learning environment.
- We secure and strategically allocate resources.



Growing to Greatness: The Journey



EXCELLING

ADVANCING

PROGRESSING

BEGINNING

LEARNING

COMMUNITY

CULTURE

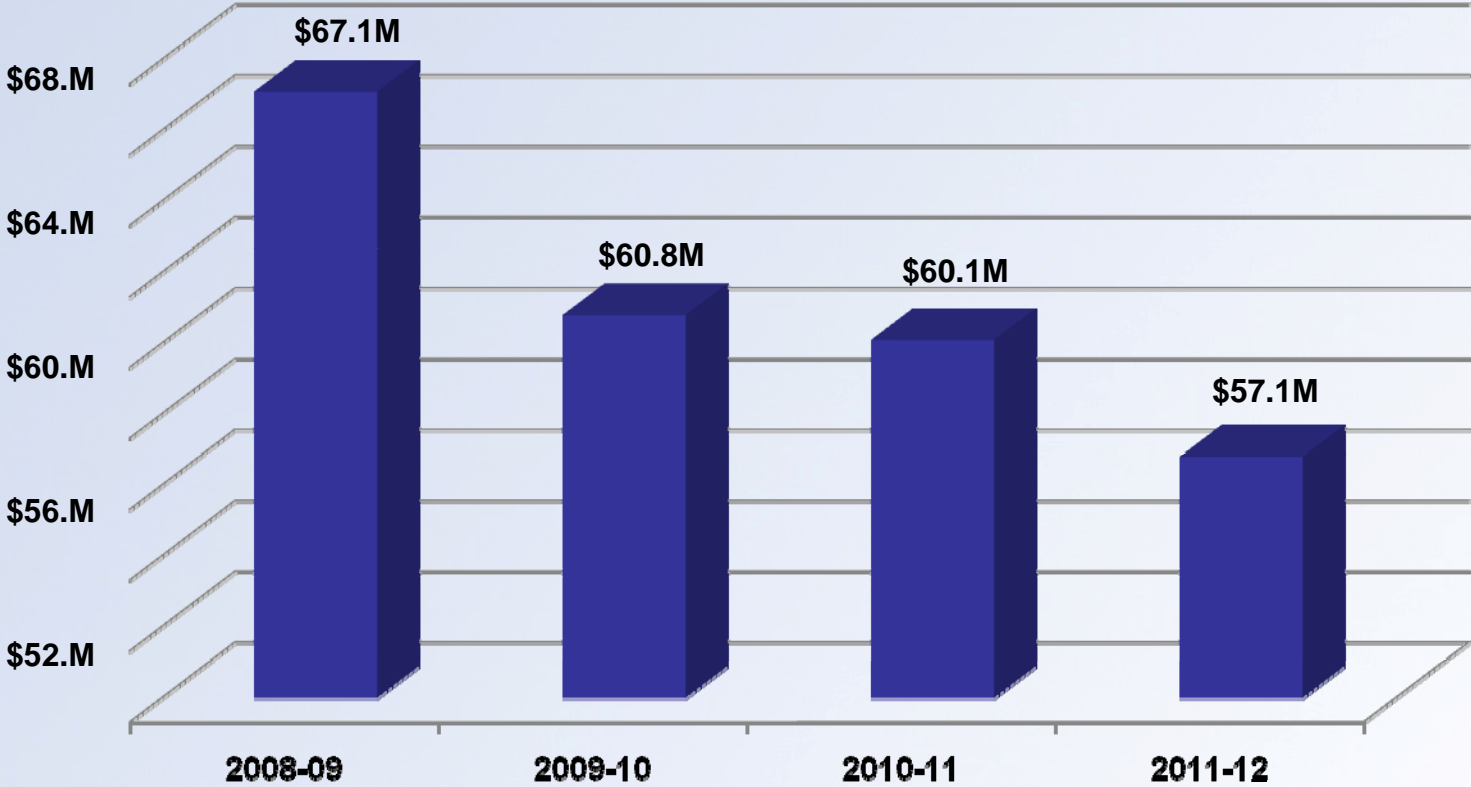
LEADERSHIP

Governor's 2011-12 Proposed Budget

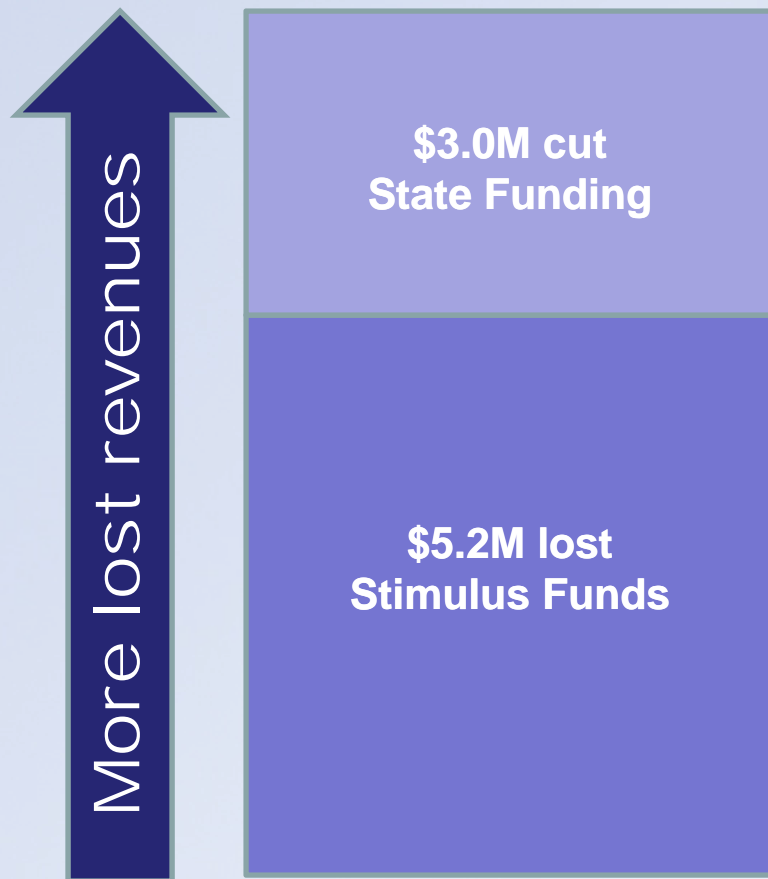
- Continuing sales tax increases from two years ago scheduled to “sunset” June 30
- Maintaining discretionary reductions (MCS @\$2.3M)
- Shifting many major expenditures to local sources (i.e., transportation, some insurances, etc.)
- Major reductions in non-classroom personnel
- Save **state paid** teacher and teacher assistant positions



State Funding for MCS



What We Face in 2011-2012



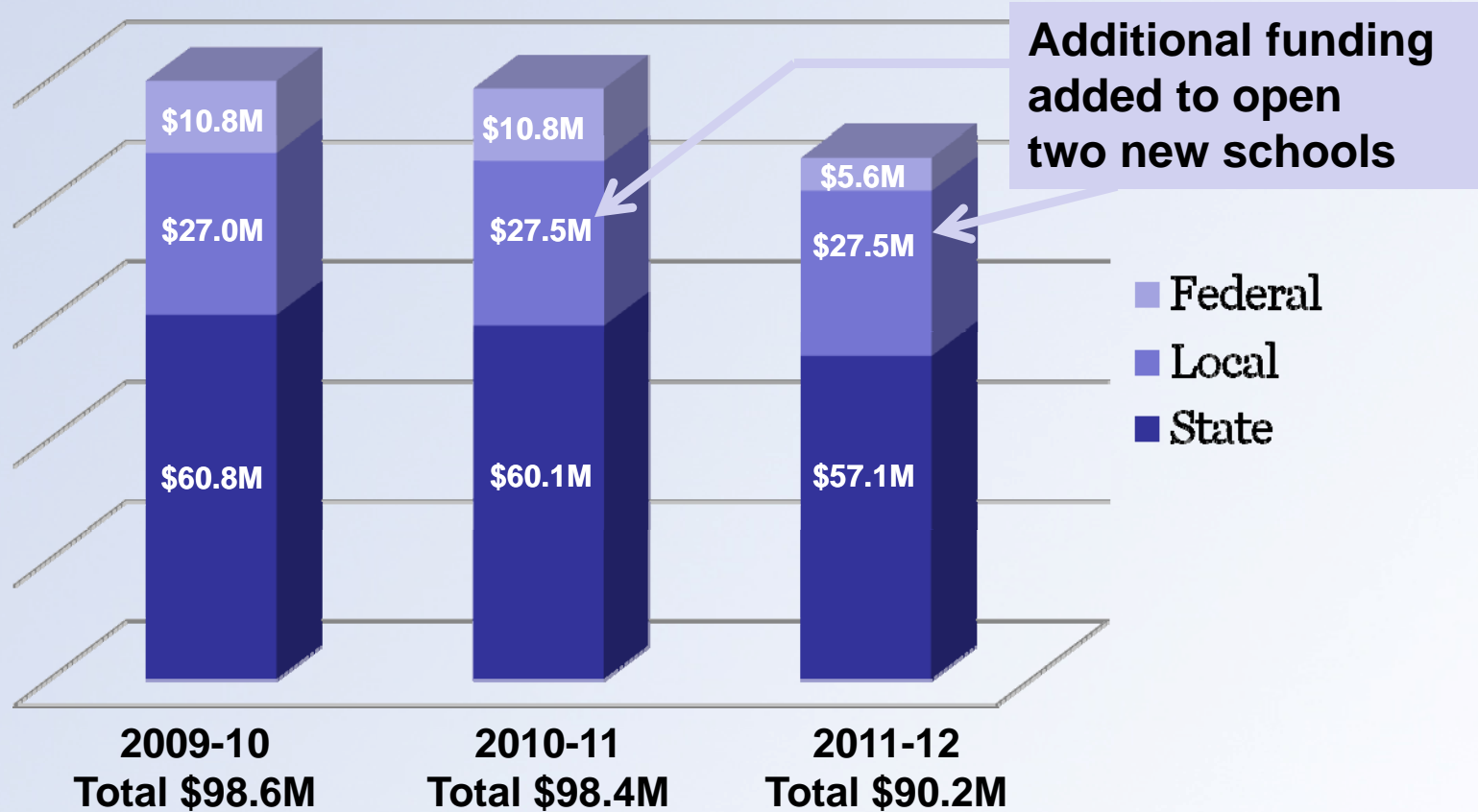
Best case scenario

Predictions range from \$3M-\$9M in State funding cuts for MCS

\$8.2M in cuts for 2011-2012



Total Funding



From 2010-11 to 2011-12: \$8.2 in lost revenues!



\$8.2M in cuts

- Eliminate positions funded with Stimulus dollars
- Reduce Central Office positions
- Reduce maintenance budget
- Consolidate Academy Heights year-round program into SPP and SPE programs



\$8.2M in cuts (cont.)

- Consolidate bus routes
- Alter work schedules
 - close 5 days in December
 - reduce TA workdays by 5
 - equalize months for extended year teaching positions



\$8.2M in cuts (cont.)

- Alter programs
 - eliminate PD360
 - eliminate HS graduation project
 - reduce middle school athletics
 - reduce cost of First Step
 - align orchestra with band (6-12)
 - reduce pullout programs



\$8.2M in cuts (cont.)

- Revise position allotment formulas
 - custodial positions
 - assistant principal positions
 - teacher assistant positions
 - instructional support positions



\$8.2M in cuts (cont.)

- Revise position allotment formulas (cont.)
 - CTE teaching positions
 - teaching positions grades 4-12
 - first grade class size reduction

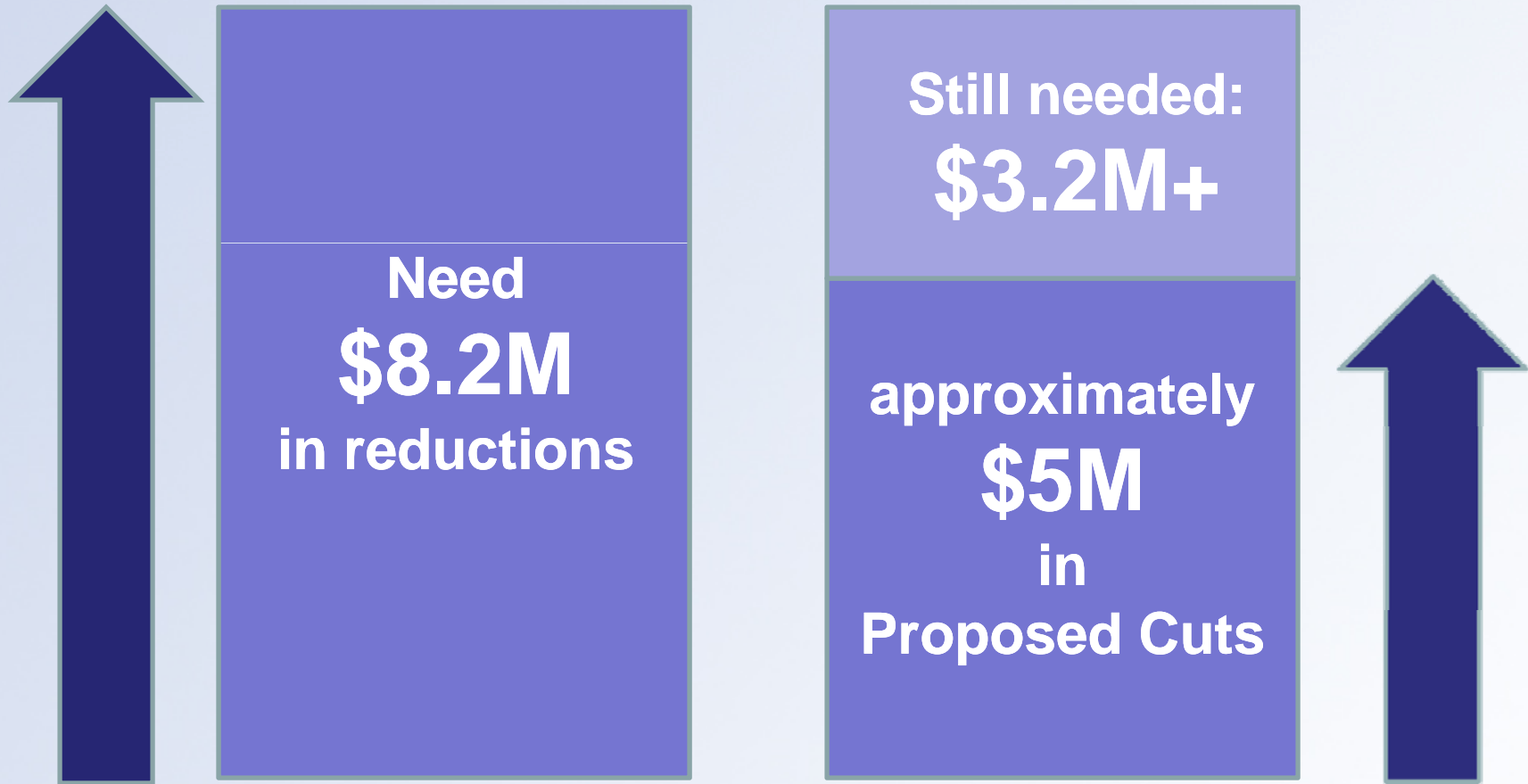


Maximizing through attrition

Position reductions made
largely through attrition



Reducing \$8.2M from budget



Reducing \$8.2M from budget



Propose using
\$3.2M - \$4.0M
from
Fund Balance



Local Budget Request 2011-2012

- Current Expense \$25,540,140
 - Capital Outlay \$ 711,932
-

Total \$26,252,072

Total requested increase = \$0



Growing to Greatness: The Journey



EXCELLING

ADVANCING

PROGRESSING

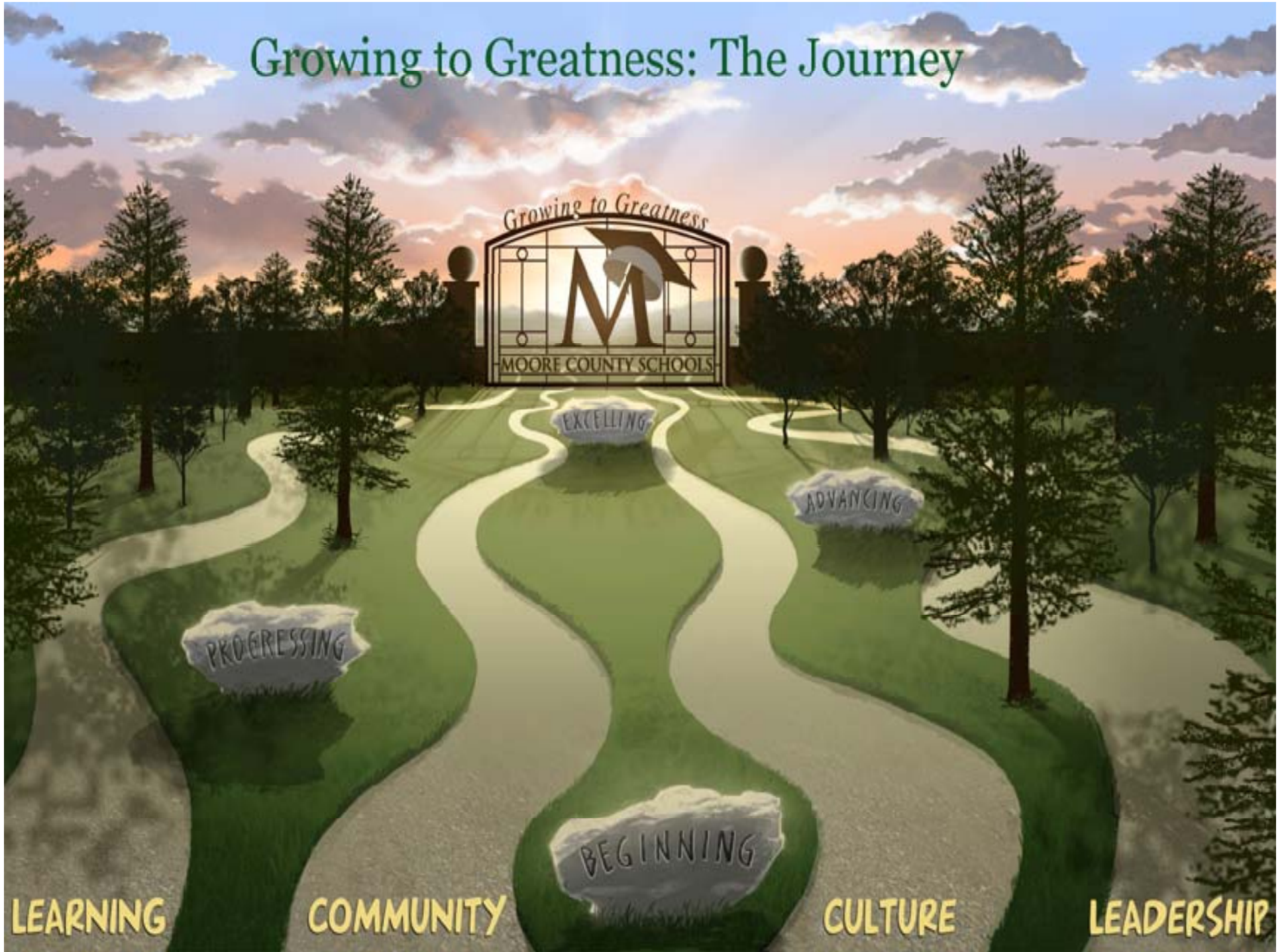
BEGINNING

LEARNING

COMMUNITY

CULTURE

LEADERSHIP



Remaining True to our Beliefs



MOORE COUNTY SCHOOLS

BUDGET INFORMATION SCHEDULE

	<u>PAGE #</u>
BUDGET WORKSHEETS (STATE, FEDERAL, LOCAL CURRENT/OPERATIONS LOCAL CAPITAL OUTLAY, CHILD NUTRITION)	2 - 8
STUDENT ENROLLMENT PROJECTIONS	9
PERSONNEL FORMULAS	10 - 12
ACADEMY HEIGHTS CONSOLIDATION STUDY	13 - 14
MAINTENANCE PROJECTS-CAPITAL OUTLAY SCHEDULE	15 - 19
ANNUAL IMPACT AID REPORT	20
BUDGET CALENDAR	21
ADDITIONAL EXPENDITURE INFORMATION - CURRENT YEAR AND TWO PRIOR FISCAL YEARS (COST PER STUDENT BY SCHOOL; EXPENDITURES BY OBJECT; EXPENDITURES BY DEPARTMENT)	22 - 25

STATE AND FEDERAL PROGRAM FUND - BUDGET WORKSHEET

PRC	DESCRIPTION	08-09 ACTUAL	09-10 ACTUAL	10-11 BUDGET	11-12 PROJECTION
	STATE PUBLIC SCHOOL FUND*	67,147,196	60,827,036	60,149,896	57,124,626
017	CTE-PROGRAM IMPROVEMENT	168,322	159,647	147,398	147,398
044	IDEA VI-B CAPACITY BLDG	8,063	38,754	89,995	89,995
048	SAFE/DRUG FREE SCHOOLS	55,734	28,475	-	-
049	IDEA VI-B PRESCHOOL-EC	135,913	149,406	138,193	138,193
050,051	ESEA TITLE I	2,182,938	2,433,655	2,308,297	2,308,297
060	IDEA VI-B EC	2,315,891	2,099,517	2,207,704	2,207,704
103	TITLE II - IMPROVING TEACHER QUALITY	393,949	501,192	447,571	447,571
104	TITLE III - LANGUAGE ACQUISITION	63,101	55,158	55,158	55,158
105	TITLE I SCHOOL IMPROVEMENT	211,894	119,712	165,803	165,803
107	EDUCATION TECHNOLOGY	19,955	9,293	-	-
	TOTAL FEDERAL BUDGET	5,555,760	5,594,809	5,560,119	5,560,119
140	ARRA FUNDS	-	5,246,939	5,246,939	-
155	EDUCATION JOBS BILL	-	-	2,458,379	-

*Due to uncertainty of state funding, we are reflecting the State Public School Fund as one total, rather than breaking down by specific allotment category. This uncertainty impacts the federal and local budgets as well; therefore, all allotment categories are subject to change between the Proposed Budget and the Final Approved Budget.

LOCAL CURRENT FUND REVENUES - BUDGET WORKSHEET

PRC	DESCRIPTION	08-09 ACTUAL	09-10 ACTUAL	10-11 BUDGET	11-12 REQUEST
n/a	MEDICAID-OUTREACH FEES	304,027	-	-	-
n/a	MORE AT FOUR REVENUES	374,307	-	-	-
n/a	SALES TAX REFUNDS	73,619	-	-	-
n/a	ROTC REVENUE	91,850	-	-	-
n/a	FEDERAL IMPACT AID FUNDS	42,546	-	-	-
n/a	COUNTY APPROPRIATIONS	24,935,195	24,935,195	25,540,140	25,540,140
n/a	PRE-SCHOOL TUITION	93,616	-	-	-
n/a	FINES/FORFEITURES	848,042	733,970	720,000	720,000
n/a	CELLTOWER RENT	15,940	-	-	-
n/a	INTEREST EARNED	203,620	-	-	-
n/a	TRANSCRIPT/OTHER REVENUE	17,197	-	-	-
n/a	MICROSOFT SETTLEMENT FUNDS	146,915	-	-	-
n/a	MISC REVENUE-BACKPACK PALS	48,973	-	-	-
n/a	MEDICAID-DIRECT SERVICE FEES	76,749	-	-	-
n/a	INDIRECT COST-FEDERAL PROGRAMS	46,818	-	-	-
n/a	INDIRECT COST-NUTRITION	180,000	-	-	-
n/a	E-RATE REVENUE	34,611	-	-	-
	TOTAL REVENUES	27,534,025	25,669,165	26,260,140	26,260,140
	TOTAL EXPENDITURES	(27,016,320)	(25,669,165)	(26,260,140)	(26,260,140)
	FUND BALANCE ADDED/(USED)	517,705	-	-	-

LOCAL CURRENT FUND EXPENDITURES - BUDGET WORKSHEET

PRC	DESCRIPTION	08-09 ACTUAL	09-10 ACTUAL	10-11 BUDGET	11-12 REQUEST
001	CLASSROOM TEACHERS	3,974,013	5,233,181	4,291,000	4,291,000
002	CENTRAL OFFICE ADMIN	1,057,938	1,034,226	1,165,000	1,165,000
003	NON-INSTRUCTIONAL SUPPORT	2,344,519	777,230	2,700,000	2,700,000
005	SCHOOL BUILDING ADMIN	1,377,334	1,295,173	1,348,000	1,348,000
007	INSTRUCTIONAL SUPPORT	1,083,648	1,047,382	1,232,000	1,232,000
009	LEAVE BENEFITS/LONGEVITY	122,872	139,035	150,000	150,000
014	CAREER/TECH SUPPORT	82,521	29,951	30,000	30,000
015	INFORMATION TECHNOLOGY	1,805,708	1,647,680	-	-
027	TEACHER ASSISTANTS	1,624,401	1,201,604	1,712,000	1,712,000
028	STAFF DEVELOPMENT	29,235	76,516	40,000	40,000
032	EXCEPTIONAL CHILDREN	727,629	652,866	735,000	735,000
034	ACADEMIC/GIFTED	84,994	47,122	90,000	90,000
036	CHARTER SCHOOLS	662,209	674,198	700,000	700,000
054	LIMITED ENGLISH	346,924	343,062	357,000	357,000
056	TRANSPORTATION	307,791	539,884	540,000	540,000
069	AT-RISK STUDENT SERVICES	560,835	417,475	610,000	610,000
300	INSTRUCTIONAL SUPPLIES/BOOKS	527,850	450,668	569,000	569,000
300S	SCHOOL-OFFICE/CUSTODIAL	108,000	142,000	148,000	148,000
301	ROTC PROGRAM	208,793	239,219	218,000	218,000
340	FEDERAL IMPACT AID FUNDS	42,546	87,000	-	-
404	PRE-SCHOOL TUITION	91,174	92,174	-	-
413	MORE AT FOUR	338,434	360,437	-	-
710	ARTS EDUCATION	454,834	491,133	549,000	549,000
711	ATHLETICS	727,042	738,741	763,000	763,000
712	ACADEMIC COMPETITION	22,936	25,000	25,000	25,000
715	READING RECOVERY	451,040	426,422	469,000	469,000
721	HOMEBOUND	28,053	19,342	33,000	33,000
801	BOARD OF EDUCATION	87,121	68,573	-	-

LOCAL CURRENT FUND EXPENDITURES - BUDGET WORKSHEET

PRC	DESCRIPTION	08-09 ACTUAL	09-10 ACTUAL	10-11 BUDGET	11-12 REQUEST
802	COMP/COVERAGE/LEGAL/AUDIT	513,141	409,352	13,140	13,140
802C	CENTRAL OFFICE/FINANCE	344,276	282,443	307,000	307,000
803	MAINTENANCE	6,374,844	6,141,367	7,121,000	7,121,000
803C	MAINTENANCE-ADD'L CAPITAL	-	135,933	-	-
804	COMMUNITY RELATIONS	34,326	31,963	-	-
804V	VOLUNTEER PROGRAM	44,344	59,112	-	-
805	HUMAN RESOURCES	50,599	58,031	64,000	64,000
806	VENTURE REHAB-MEDICAID	164,312	29,446	-	-
807	CURRICULUM	74,961	53,965	57,000	57,000
808	MEDIA SUPPORT	28,620	27,341	46,000	46,000
810	AP/IB PROGRAM	77,037	79,095	76,000	76,000
811	TESTING/ACCOUNTABILITY	29,466	23,823	32,000	32,000
812	STUDENT SUPPORT/FIRST STEP	-	40,000	70,000	70,000
	TOTAL EXPENDITURES	27,016,320	25,669,165	26,260,140	26,260,140

LOCAL OPERATIONS FUND - BUDGET WORKSHEET

PRC	DESCRIPTION	08-09 ACTUAL	09-10 ACTUAL	10-11 BUDGET	11-12 PROJECTION
n/a	MEDICAID-OUTREACH FEES	-	124,584	120,000	120,000
n/a	MORE AT FOUR REVENUES	-	364,306	360,000	360,000
n/a	SALES TAX REFUNDS	-	70,613	-	-
n/a	ROTC REVENUE	-	123,214	114,000	114,000
n/a	FEDERAL IMPACT AID FUNDS	-	87,559	87,000	87,000
n/a	FEDERAL TECHNOLOGY GRANT	-	-	98,000	98,000
n/a	PRE-SCHOOL TUITION	-	97,447	103,000	103,000
n/a	CELLTOWER RENT	-	21,030	18,000	18,000
n/a	INTEREST EARNED	-	123,869	110,000	110,000
n/a	TRANSCRIPT/OTHER REVENUE	-	34,743	15,000	15,000
n/a	MISC REVENUE-BACKPACK PALS	-	80,528	56,000	-
n/a	MEDICAID-DIRECT SERVICE FEES	-	97,413	75,000	75,000
n/a	INDIRECT COST REIMBURSEMENTS	-	106,394	110,000	110,000
	TOTAL REVENUES	<u>-</u>	<u>1,331,700</u>	<u>1,266,000</u>	<u>1,210,000</u>
015	INFORMATION TECHNOLOGY	-	-	1,866,000	1,866,000
340	FEDERAL IMPACT AID/DODEA GRANT	-	-	185,000	185,000
404	PRE-SCHOOL TUITION	-	-	103,000	103,000
413	MORE AT FOUR	-	-	396,000	396,000
801	BOARD OF EDUCATION	-	-	87,000	87,000
802	COMP/COVERAGE/LEGAL/AUDIT	-	-	447,860	452,000
803	MAINTENANCE	-	202,796	-	-
804	COMMUNITY/BACKPACK PALS	-	-	102,000	46,000
806	VENTURE REHAB-MEDICAID	-	-	75,000	75,000
	TOTAL EXPENDITURES	<u>-</u>	<u>202,796</u>	<u>3,261,860</u>	<u>3,210,000</u>
	FUND BALANCE ADDED/(USED)	<u>-</u>	<u>1,128,904</u>	<u>(1,995,860)</u>	<u>(2,000,000)</u>

LOCAL CAPITAL OUTLAY FUND - BUDGET WORKSHEET

PRC	DESCRIPTION	08-09 ACTUAL	09-10 ACTUAL	10-11 BUDGET	11-12 REQUEST
000	SALES TAX REFUNDS	21,951	18,127	16,000	-
000	COUNTY APPROPRIATIONS	933,950	733,950	711,932	711,932
000	BOND INTEREST/SALES TAX REFUNDS	-	400,000	-	-
000	MEDICAID RELIEF	397,494	-	-	-
000	INTEREST EARNED	6,609	6,532	6,000	6,000
000	FINANCING-ACTIVITY BUSES	-	-	240,000	-
000	CTE CONSTRUCTION PROJECTS	<u>153,500</u>	<u>156,000</u>	<u>150,000</u>	<u>150,000</u>
	TOTAL REVENUES	<u>1,513,504</u>	<u>1,314,609</u>	<u>1,123,932</u>	<u>867,932</u>
014	CTE CONSTRUCTION PROJECTS	134,954	137,904	135,000	135,000
014	IT EQPMT-SMART CLASSROOMS	260,000	340,000	-	-
014	IT CAPITAL/NETWORK PROJECTS	18,441	60,000	-	-
120	TRANSPORTATION SOFTWARE/EQPMT	34,620	-	-	-
120	FINANCING PAYMENTS-ACTIVITY BUSES	87,745	-	124,000	61,000
120	PURCHASE-NEW ACTIVITY BUSES	-	-	320,000	-
120	PURCHASE-NEW YELLOW BUSES	148,298	-	-	-
495	SCHOOL CAPITAL ALLOTMENTS	121,938	119,267	-	-
803	FURNISHINGS/EQUIPMENT	61,860	17,869	20,000	20,000
803	RENOV/MINOR CONSTRUCTION	369,212	404,394	400,000	384,000
803	HVAC PROJECTS	41,335	46,084	50,000	50,000
803	ROOFING REPLACEMENT	269,909	-	270,000	270,000
803	CABINET PROJECTS	28,965	18,798	25,000	25,000
803	VEHICLE-TRANS/MAINTENANCE	<u>13,900</u>	<u>24,700</u>	<u>15,000</u>	<u>-</u>
	TOTAL EXPENDITURES	<u>1,591,177</u>	<u>1,169,016</u>	<u>1,359,000</u>	<u>945,000</u>
	FUND BALANCE ADDED/(USED)	(77,673)	145,593	(235,068)	(77,068)

CHILD NUTRITION FUND - BUDGET WORKSHEET

PRC	DESCRIPTION	08-09 ACTUAL	09-10 ACTUAL	10-11 BUDGET	11-12 PROJECTION
	TOTAL REVENUES	<u>4,627,442</u>	<u>4,576,041</u>	<u>4,700,000</u>	<u>4,700,000</u>
035	SALARIES/WAGES	1,624,075	1,472,878	1,572,000	1,572,000
035	BENEFITS	558,363	522,025	592,000	592,000
035	CONTRACTED SERVICES	37,121	44,487	45,000	45,000
035	WORKSHOPS/ALLOWED TRAVEL	2,282	231	1,000	1,000
035	RENTALS/LEASES	7,083	5,241	1,000	1,000
035	TRAVEL REIMBURSEMENT	10,978	9,124	10,000	10,000
035	TELEPHONE/POSTAGE/INSURANCE	1,766	2,309	4,000	4,000
035	INDIRECT COST	180,000	-	-	-
035	SUPPLIES/MATERIALS	29,812	12,032	4,000	4,000
035	FUEL FOR FACILITIES	30,786	32,988	33,000	33,000
035	REPAIRS/MATERIALS/LABOR	11,295	14,474	15,000	15,000
035	GAS/DIESEL FUEL/OIL	2,905	2,174	3,000	3,000
035	FOOD PURCHASES	1,997,456	1,913,736	2,000,000	2,000,000
035	FOOD PROCESSING SUPPLIES	197,332	179,683	200,000	200,000
035	EQUIPMENT/COMPUTERS	60,934	82,325	95,000	95,000
035	DEPRECIATION	<u>123,403</u>	<u>103,523</u>	<u>125,000</u>	<u>125,000</u>
	TOTAL EXPENDITURES	<u>4,875,591</u>	<u>4,397,230</u>	<u>4,700,000</u>	<u>4,700,000</u>
	NET EARNINGS ADDED/(USED)	(248,149)	178,811	-	-

**2011-12
Student Projections**

2011-12 Projection	K	1	2	3	4	5	6	7	8	9	10	11	12	Total
Aberdeen Elementary				110	101	109								320
Aberdeen Primary	118	114	105											337
Academy Heights	45	44	47	43	47	42								268
Cameron	39	40	38	34	35	35								221
Carthage	67	75	56	60	71	60								389
Crain's Creek							126	117	125					368
Elise							79	64	70					213
Highfalls	29	32	31	23	29	31	36	42	33					286
Pinckney Academy							X	X	X	X	X	X	X	75
New Century							168	184	183					535
North Moore										165	142	164	133	604
Pinecrest										471	604	528	479	2082
Pinehurst Elementary	95	77	61	65	62	70								430
Robbins Elementary	78	87	64	74	76	83								462
Sandhills Farm Life	83	82	70	103	98	93								529
Southern Pines Elem				127	146	145								418
Southern Pines Primary	151	143	141											435
Southern Middle							246	248	247					741
Union Pines										293	327	304	321	1245
Vass-Lakeview	99	95	101	102	103	102								602
West End	74	74	49	76	67	63								403
Westmoore	45	44	38	48	40	58	39	50	62					424
West Pine Elementary	71	71	62	59	66	88								417
West Pine Middle							266	286	295					847
TOTAL	994	978	863	924	941	979	960	991	1015	929	1073	996	933	12651

MOORE COUNTY SCHOOLS - PERSONNEL FORMULAS***

***adjusted based on need, and subject to budgetary limitations

LICENSED PERSONNEL

Classroom Teachers

		DPI - State Maximums
K-3	1:21	1:24
4-9	1:26 (increase by 1, per Proposed 2011-12 Budget)	1:29
10-12	1:29 (increase by 1, per Proposed 2011-12 Budget)	1:32

*K-2: One class size reduction position per school (eliminate per Proposed 2011-12 Budget)

Physical Education Teachers

K-8	Six classes/day/teacher (based on 35 students per class in grades 6-8)	(pending adjustment)
9-12	Based on course load	(pending adjustment)

Art/Music Teachers

K-8	Six classes/day/teacher	(pending adjustment)
9-12	Based on course load	(pending adjustment)

Orchestra Teachers

4-8	Six classes/day/teacher (grades 6-8 per Proposed 2011-12 Budget)	(pending adjustment)
9-12	Based on course load	(pending adjustment)

Band Teachers

6-8	Six classes/day/teacher	(pending adjustment)
9-12	Based on course load	(pending adjustment)

Choral Teachers

6-8	Six classes/day/teacher	(pending adjustment)
9-12	Based on course load	(pending adjustment)

Theatre Arts Teachers

9-12	Based on course load	(pending adjustment)
------	----------------------	----------------------

AIG Teachers

Based on student need	(pending adjustment)
-----------------------	----------------------

EC Teachers

Based on student need	(pending adjustment)
-----------------------	----------------------

These formulas are used as guidance in assigning personnel.

MOORE COUNTY SCHOOLS - PERSONNEL FORMULAS***

***adjusted based on need, and subject to budgetary limitations

LICENSED PERSONNEL, continued

CTE Teachers	Based on course load	(pending adjustment)
Guidance Counselors		
Elementary	One per school minimum	(pending adjustment)
Middle	Elise Middle: one; Southern Middle/West Pine Middle: two; New Century Middle: three	
High	North Moore: two; Union Pines: three; Pinecrest: five	
9-12 summer employment	North Moore - 28 days; Union Pines - 38 days; Pinecrest - 54 days	
Social Workers	Based on student need	(pending adjustment)
Psychologists	Based on student need	(pending adjustment)
School Nurses	Eight total (1:1,600 ratio including manager) 6 nurses funded by the Moore County Schools 1 manager funded by FirstHealth 1 position funded by grants through FirstHealth	
Media Specialists	One per school (limit one per school per Proposed 2011-12 Budget) 1,500+ students: Two per school	(pending adjustment)
Assistant Principals	Adjusted based on need	(pending adjustment)
Elementary/Middle	One-half position minimum (exceptions-Cameron Elementary and Academy Heights) 450+ students: one 10-month position 700+ students: one 11-month position and one 10-month position	
High	One 12-month position minimum 600+ students: One 12-month position and one 11-month position 1,200+ students: One 12-month position and two 11-month positions 1,750+ students: One 12-month position and four 11-month positions	(pending adjustment)

These formulas are used as guidance in assigning personnel.

MOORE COUNTY SCHOOLS - PERSONNEL FORMULAS***

***adjusted based on need, and subject to budgetary limitations

CLASSIFIED PERSONNEL

Secretaries/Receptionists

Bookkeepers

NC Wise Data Managers

Elementary	Two employees serving all three functions
Middle	Two to three employees serving all three functions, based on size
High	Three to five employees serving all three functions, based on size

High School Scholarship Assistants/Graduation Project (2.5 positions eliminated per Proposed 2011-12 Budget)

North Moore High: one position
Union Pines High: two positions
Pinecrest High: two and one-half positions

Custodians One hour per day for every 3,050 square feet (square footage increase by 4% to 3,172 - per Proposed 2011-12 Budget)

Teacher Assistants One per 26 students K-3 (increase to 1 per 28, per Proposed 2011-12 Budget)
Of TA's allocated, one per K classroom assigned

**Exceptional Children
Teacher Assistants** Based on student need

These formulas are used as guidance in assigning personnel.

**Academy Heights
Consolidation Study
March, 2011**

Geographic Assessment:

The campus has buildings that date as early as 1934 with the latest facilities improvements made in 1991.

Four mobile units serving the campus are 21 years old while one additional unit has a manufactured date of 2004.

The property measures 5.9 acres which is far short of the 13 acres that are required for new construction of a school this size.

The total enrollment of the school is capped at 265 students.

Transportation Assessment:

Two buses serve the student body with a morning ridership of 12 total students.

The afternoon ridership is a total of 50 students.

The total duplicated ridership is 62 students or 23% of the total student body.

Study Conclusions:

The year-round program at Academy Heights can be consolidated with the year-round programs at Southern Pines Primary and Southern Pines Elementary.

The impacted students will have the opportunity to attend the schools in their designated attendance zones or the year-round programs at Southern Pines Primary and Southern Pines Elementary.

The consolidation of the programs will offer district wide year-round programs at two sites resulting in the elimination of duplicated services.

Impacted schools have sufficient space to accommodate the students that will be relocated by the consolidation.

The consolidation of the programs will constitute an estimated recurring annual savings of \$500,000.00.

Capital Outlay Needs 2011-2012

<u>School</u>	<u>Project Description</u>	<u>Amount</u>	<u>Level</u>	<u>Totals</u>
AES	Install new sidewalk to Bldg. 1	\$ 2,000	funded	
AES	Replace concrete steps and retaining wall to Bldg. 1 (shop)	\$ 8,000	funded	
AES	Install new energy efficient light fixtures in all classrooms	\$ 30,000	funded	
C.O.	Construct pole barn shelter over concrete pad	\$ 75,000	funded	
C.O.	Three Spindle Wood Shaper for Cabinet Shop	\$ 4,250	funded	
CAM	Replace carpet in 4th and 5th grade classrooms (4)	\$ 15,000	funded	
CES	Replace carpet in classrooms (Rms. 10 & 12)	\$ 8,000	funded	
CES	Replace restroom stalls in boys restroom in Bldg. 2	\$ 7,000	funded	
CES	Replace covered walk (rear of school)	\$ 25,000	funded	
HFS	Replace shingle roof on Bldg. 5	\$ 15,000	funded	
HFS	Replace shingle roof on Bldg. 3	\$ 20,000	funded	
NCMS	Roof gym (shingles)	\$ 30,000	funded	
PHS	Replace ceiling tiles and lights in hallways Bldg. 2	\$ 15,000	funded	
PES	Replace foam roof with built-up roof on Bldg. 5 (old section)	\$ 45,000	funded	
PES	Replace shingle roof on Bldg. 5 (new section)	\$ 50,000	funded	
RES	Replace EPDM roof on Bldg. 3	\$ 20,000	funded	
SFL	Replace roof on Bldg. 2	\$ 28,000	funded	
SMS	Pump house for irrigation pump	\$ 6,000	funded	
SPE	Repair, refurbish, and restore auditorium	\$ 150,000	funded	
SPP	Replace tile floor in mobile unit (Speech and ESL)	\$ 3,000	funded	
UPHS	Replace temporary walls in new wing (4 classrooms)	\$ 5,000	funded	
VLV	Replace intercom system	\$ 30,000	funded	
VLV	Replace carpet in main office area	\$ 12,000	funded	
WES	Paint metal canopy between gym and cafeteria	\$ 2,000	funded	
WES	Paint metal framework of existing walkway canopies	\$ 4,000	funded	
WMS	Replace carpet with VCT tile in 10 classrooms & gym office	\$ 25,000	funded	
Dist.Wide	Chemical Disposal	\$ 20,000	funded	\$ 654,250
C.O.	Install new energy efficient light fixtures in all areas	\$ 30,000	level 1	
CAM	Install new energy efficient light fixtures in all classrooms	\$ 30,000	level 1	
CES	Replace cafeteria floor covering (asbestos abatement)	\$ 36,000	level 1	
CES	Install new energy efficient light fixtures in all classrooms	\$ 30,000	level 1	
PHS	Replace ceiling tiles and lights in hallways Bldg. 3	\$ 15,000	level 1	
PHS	Replace water heater and tank Bldg. 4	\$ 20,000	level 1	
PES	Install new energy efficient light fixtures in all classrooms	\$ 30,000	level 1	
SFL	Install new energy efficient light fixtures in all classrooms	\$ 30,000	level 1	
SPE	Install new energy efficient light fixtures in all classrooms	\$ 30,000	level 1	
SPP	Replace heat lines for bldg. #7	\$ 50,000	level 1	
UPHS	Install new energy efficient light fixtures in all classrooms	\$ 50,000	level 1	
VLV	Replace heat lines under Bldg. #3	\$ 12,000	level 1	
VLV	Install new energy efficient light fixtures in all classrooms	\$ 30,000	level 1	\$ 393,000
CAM	Replace 2 roof-top units	\$ 175,000	level 2	
HFS	Install new energy efficient light fixtures in all classrooms	\$ 30,000	level 2	
NMHS	Install new energy efficient light fixtures in all classrooms	\$ 40,000	level 2	
PA	Install new energy efficient light fixtures in all classrooms	\$ 30,000	level 2	
PHS	Install new energy efficient light fixtures in all classrooms	\$ 60,000	level 2	
RES	Install new energy efficient light fixtures in all classrooms	\$ 30,000	level 2	
WES	Install new energy efficient light fixtures in all classrooms	\$ 30,000	level 2	
WMS	Install new energy efficient light fixtures in all classrooms	\$ 30,000	level 2	\$ 425,000
AES	Replace a steam main & condensate return for Annex Bldg.	\$ 60,000		
AES	Renovate restroom in auditorium	\$ 15,000		
AES	Upgrade energy management panel (Tracer Summit)	\$ 10,500		
AES	Replace window units	\$ 2,500		

Capital Outlay Needs 2011-2012

<u>School</u>	<u>Project Description</u>	<u>Amount</u>	<u>Level</u>	<u>Totals</u>
AES	Replace locks	\$ 12,000		
AES	Replace Exterior Doors (gym)	\$ 10,000		
AES	Paint exterior trim of Bldgs. 5 & 6	\$ 20,000		
AES	Paint perimeter fence	\$ 2,000		
AES	Upgrade restroom plumbing in gym	\$ 10,000		
APS	Hot water heat line to media	\$ 40,000		
APS	Upgrade energy management panel (Tracer Summit)	\$ 10,500		
APS	Replace window units	\$ 2,500		
APS	Replace condensate returns from steam boiler	\$ 50,000		
APS	Replace windows in Building 2	\$ 70,000		
APS	Install central HVAC in cafeteria	\$ 20,000		
APS	Replace gutters on Bldg. 2	\$ 18,000		
APS	Replace windows in main building	\$ 70,000		
APS	Install new energy efficient light fixtures in all classrooms	\$ 30,000		
APS	Convert heat in music/media bldg. to hot water	\$ 35,000		
C.O.	Install 10,000 gal. fuel tank	\$ 40,000		
C.O.	Change Electric heat to boiler (warehouse)	\$ 60,000		
C.O.	Enclose open storage area (warehouse)	\$ 15,000		
C.O.	Construct book/storage area	\$ 150,000		
C.O.	Install new air compressor in Maint. Garage	\$ 2,000		
C.O.	Metal brake for electrical/HVAC for fabricating ductwork	\$ 10,000		
C.O.	Used 1 ton dump truck	\$ 15,000		
CAM	Upgrade energy management panel (Tracer Summit)	\$ 10,500		
CAM	Install covered walkway to student drop-off	\$ 45,000		
CAM	Renovate bathroom in gym	\$ 10,000		
CAM	Locks- Re-key (basement area)	\$ 8,000		
CES	Fuel tank removal	\$ 8,000		
CES	Upgrade energy management panel (Tracer Summit)	\$ 10,500		
CES	Install central a/c in old shop building	\$ 20,000		
CES	Renovate baths in gym	\$ 10,000		
CES	Replace carpet in administrative area	\$ 4,000		
CES	Repair eaves on gym	\$ 1,000		
CES	Install covered walkway at main building & 5th grade bldg.	\$ 60,000		
EMS	Replace steam main	\$ 50,000		
EMS	Replace VCT in cafeteria dining room	\$ 12,000		
EMS	Locks- Rekey	\$ 4,000		
EMS	Upgrade energy management panel (Tracer Summit)	\$ 10,500		
EMS	Install covered walkway to classroom building 1	\$ 35,000		
EMS	Upgrade electrical panels in concession stand & cafeteria	\$ 4,000		
EMS	Install new energy efficient light fixtures in all classrooms	\$ 30,000		
EMS	Replace windows in cafeteria	\$ 80,000		
HFS	Bell clock	\$ 2,500		
HFS	Replace windows in gym	\$ 65,000		
HFS	Extend covered walkway for student loading/unloading	\$ 20,000		
HFS	Replace carpet in main office area and music room	\$ 9,000		
HFS	Sidewalk replacement	\$ 10,000		
HFS	Replace ceiling tiles and grid in hallway of main building	\$ 6,000		
HFS	Replace doors in cafeteria	\$ 5,000		
HFS	Locks- Rekey	\$ 6,000		
HFS	Paint exterior metal trim of Primary Building	\$ 2,000		
HFS	Vinyl Exterior of office bldg.	\$ 50,000		
NCMS	Replace door closers	\$ 4,000		

Capital Outlay Needs 2011-2012

<u>School</u>	<u>Project Description</u>	<u>Amount</u>	<u>Level</u>	<u>Totals</u>
NCMS	Upgrade energy management panel (Tracer Summit)	\$ 10,500		
NCMS	Replace intercom system	\$ 30,000		
NMHS	Locks- Rekey	\$ 15,000		
NMHS	Replace air handlers and duct in Bldgs. 1 through 5	\$ 150,000		
NMHS	Refurbish rubberized track	\$ 40,000		
NMHS	Install additional surveillance cameras	\$ 2,500		
NMHS	Install walkway canopy from Bldg. 9 to new modular unit	\$ 75,000		
NMHS	Replace exterior doors Bldg. #5	\$ 12,000		
NMHS	Heat line repairs	\$ 35,000		
PA	Change exterior doors	\$ 10,000		
PA	Replace locks	\$ 6,000		
PA	Replace water line to IT	\$ 2,000		
PA	Renovate restrooms in Ed Center	\$ 10,000		
PA	Replace windows and fascia at Ed Center	\$ 55,000		
PA	Restripe parking lot	\$ 1,000		
PA	Replace windows in main building	\$ 80,000		
PA	Replace heat lines	\$ 20,000		
PA	Roof Bldg #4 4,624 sf	\$ 30,000		
PHS	Re-key Locks	\$ 15,000		
PHS	Install new electric panels for Blds. 2 and 3	\$ 250,000		
PHS	Replace locks in auditorium	\$ 6,000		
PHS	Replace floor covering in two computer labs (2104 & 2110)	\$ 4,500		
PHS	Refurbish or replace student lockers in Bldg. 2	\$ 7,000		
PHS	Install additional surveillance cameras	\$ 8,000		
PHS	Improve drainage at the top of Bldg. 3	\$ 2,000		
PHS	Repair concrete curbing along school drives	\$ 5,000		
PHS	Install walkway canopy from gym lobby to Bldg. 9	\$ 12,000		
PHS	Replace hot water boiler in Bldg. 7	\$ 25,000		
PHS	Replace hot water heater and tank in Bldg. 4 (field house)	\$ 18,000		
PHS	Install HVAC & hot water to concession stand in gym lobby	\$ 4,500		
PHS	Renovate P.E locker room	\$ 4,000		
PHS	Repair sidewalk from Bldg. 9 to staff parking lot	\$ 8,000		
PHS	Replace shower control valves in field house	\$ 20,000		
PHS	Repair/replace sidewalk to field house from gym	\$ 12,000		
PHS	Refurbish rubberized track	\$ 48,000		
PHS	Additional outdoor lighting	\$ 10,000		
PES	Repair, refurbish, and restore auditorium seats	\$ 77,865		
PES	Replace roof of Bldg. 1 (new wing)	\$ 40,000		
PES	Paint exterior of Bldg. 4	\$ 9,000		
PES	Install central HCA/C in cafeteria	\$ 20,000		
PES	Replace ceiling and light fixtures in 2 classrooms in Bldg. 1	\$ 5,500		
PES	Replace water lines in Bldg. 5	\$ 15,000		
RES	Locks- Rekey	\$ 5,000		
RES	Install walkway canopy from Pre-school to 2nd grade	\$ 35,000		
RES	Install drinking fountain in kindergarten & gym foyer	\$ 1,500		
RES	Renovate Restrooms	\$ 45,000		
RES	Paving vehicle parking	\$ 75,000		
SFL	Renovate front restrooms in gym	\$ 15,000		
SFL	Install gutters on gym	\$ 3,000		
SFL	Replace steam boiler serving Bldgs. 2 & 3	\$ 25,000		
SFL	Install covered walks to student drop-off	\$ 30,000		
SFL	Replace door closures	\$ 4,000		

Capital Outlay Needs 2011-2012

<u>School</u>	<u>Project Description</u>	<u>Amount</u>	<u>Level</u>	<u>Totals</u>
SFL	Replace water main around gym	\$ 10,000		
SMS	Replace intercom system	\$ 30,000		
SMS	Upgrade energy management panel (Tracer Summit)	\$ 10,500		
SPE	Renovate restrooms in cafeteria, auditorium, and gym	\$ 30,000		
SPE	Install central HVAC in cafeteria	\$ 20,000		
SPE	Install covered walk from Bldg. 4 to Bldgs. 2 & 5	\$ 50,000		
SPE	Replace hot water boiler in Bldg. 1	\$ 25,000		
SPE	Install drop ceiling, lights, and ductwork in 11 classrooms	\$ 35,000		
SPE	Repair exterior walls in Bldg. 5	\$ 5,000		
SPE	Pave parking area (dumpsters)	\$ 30,000		
SPE	Replace cafeteria floor covering (asbestos abatement)	\$ 36,000		
SPE	Replace windows in Bldg. 5	\$ 45,000		
SPP	Replace 2 A/C units in Auditorium	\$ 25,000		
SPP	Replace heat line (Bldg. 3 to Aud.)	\$ 50,000		
SPP	Replace concrete floor in Special Learning Classroom Bd.7	\$ 40,000		
SPP	Install central HVAC in cafeteria	\$ 20,000		
SPP	Replace window units	\$ 2,500		
SPP	Install drop ceiling and lay-in lights in cafeteria	\$ 20,000		
SPP	Replace lavs and toilet fixtures	\$ 25,000		
SPP	Replace doors in Bldg. 7	\$ 20,000		
SPP	Install covered walk from Pre-school to Bldg. 7	\$ 30,000		
SPP	Install covered walk to bus loading area	\$ 30,000		
SPP	Install new energy efficient light fixtures in all classrooms	\$ 30,000		
UPHS	Replace air handlers and ductwork	\$ 150,000		
UPHS	Upgrade energy management panel (Tracer Summit)	\$ 10,500		
UPHS	Locks- Rekey	\$ 15,000		
UPHS	Replace copper water mains under main building	\$ 50,000		
UPHS	Remodel teachers' lounge, including restroom	\$ 4,000		
UPHS	Repair brick screening walls	\$ 3,000		
UPHS	Install additional security cameras including parking lots	\$ 8,000		
UPHS	Replace blue VCT in Computer lab 301 and hallway	\$ 8,000		
UPHS	Replace intercom system	\$ 30,000		
UPHS	Install screen wall in boy's locker room showers	\$ 1,500		
UPHS	Renovate restrooms in lobby area	\$ 9,000		
UPHS	Construct concrete steps to practice field	\$ 4,000		
UPHS	Insulate wall between orchestra and band rooms	\$ 1,000		
UPHS	Refurbish rubberized track	\$ 40,000		
UPHS	Replace roof-top A/C units	\$ 20,000		
UPHS	Replace locker room doors	\$ 16,000		
UPHS	Change electrical panel in main electrical room	\$ 5,000		
UPHS	Door replacement	\$ 30,000		
UPHS	Change electrical panel in ROTC	\$ 3,500		
VLV	Pave drive and parking	\$ 40,000		
VLV	Replace phone system	\$ 20,000		
VLV	Replace roof on covered walk to Bldg. 5	\$ 15,000		
VLV	Upgrade energy management panel (Tracer Summit)	\$ 10,500		
VLV	Covered walk from Bldg #5 to Bldg #2	\$ 127,550		
WES	Door replacement	\$ 5,000		
WES	Replace water main to and inside Bldg. 1	\$ 20,000		
WES	Replace phone system	\$ 20,000		
WES	Replace window units	\$ 2,500		
WES	Locks- Rekey	\$ 4,000		

Capital Outlay Needs 2011-2012

<u>School</u>	<u>Project Description</u>	<u>Amount</u>	<u>Level</u>	<u>Totals</u>
WES	Roof Bldg #2 18,012 sf	\$ 117,000		
WES	Roof Bldg #3 15,713 sf	\$ 102,100		
WPM	Upgrade energy management panel (Tracer Summit)	\$ 10,500		
WPM	Replace phone system	\$ 20,000		
WPM	Replace intercom system	\$ 30,000		
WPM	Replace door closures	\$ 4,000		
WMS	Floor covering replacement	\$ 14,000		
WMS	Replace window units	\$ 2,500		
WMS	Replace windows in gym	\$ 55,000		
WMS	Replace water main in Bldg. 4	\$ 15,000		
WMS	Replace door closures	\$ 3,000		
WMS	Install outdoor lighting that is accessible (rear)	\$ 2,500		
WMS	Sidewalk Improvements	\$ 5,000		
Dist.Wide	Asbestos Abatement	\$ 20,000		\$ 4,513,515

Updated 3/14/11

Grand Total

\$ 5,985,765

\$ 5,985,765

**Moore County Schools
Federal Impact Aid Schedule**

<u>Survey sub-categories</u>	<u>2007</u>	<u>2008</u>	<u>2009</u>	<u>2010</u>	<u>2011</u>
EC students - military families	37	41	84	111	104
Students - federal housing	29	22	33	52	28
Students - military families	<u>455</u>	<u>521</u>	<u>876</u>	<u>1,049</u>	<u>1,241</u>
Total impact aid survey results	521	584	993	1,212	1,373
Increase over prior year	n/a	12.09%	70.03%	22.05%	13.28%
Federal funding received***	\$ 40,170	\$ 42,547	\$ 87,559	\$114,447	n/a

Funds are received one year after completion of survey, subject to federal budget allocation

Moore County Schools Budget Calendar 2011-2012

By October 31	Budget forms distributed to Leadership Team
November 8	Budget calendar submitted to Board for approval
By November 30	Principals meet as grade-level teams to discuss aligning initiatives to Growing to Greatness Pathways Departments meet to discuss aligning initiatives to Growing to Greatness Pathways
December 8	Leadership Team meeting to discuss aligning budget priorities to Growing to Greatness Pathways
December 17	Budget requests due from Principals/Departments
January/February	Principals and Department Directors – video meetings with Superintendent and Finance Officer
February 7	Board work session on budget
March 14	Regular Board meeting – Presentation of Superintendent’s Budget
March 21	Special Board meeting – Public Hearing on Budget
March 22 - 23	Board member meetings w/ Superintendent and Finance Officer
April 4	Regular Board meeting – adopt preliminary budget
By April 15	Preliminary budget delivered to County Manager
April 19 (tentative)	Budget presentation to County Commissioners
June 30	Deadline for action by County Commissioners on preliminary budget request
By October 15	Approval of final school budget (including authorization of state, federal and local funds with appropriate Budget Resolution)

Moore County Schools

LOCATION	SCHOOL NAME	2008-2009 Direct Cost per Student	2009-2010 Direct Cost per Student	2010-2011 Direct Cost per Student
308	ABERDEEN ELEMENTARY	\$ 5,911.63	\$ 6,773.15	\$ 6,710.01
304	ABERDEEN PRIMARY	\$ 8,073.54	\$ 7,865.10	\$ 8,359.43
340	ACADEMY HEIGHTS ELEMENTARY	\$ 7,935.90	\$ 7,466.06	\$ 7,717.78
312	CAMERON ELEMENTARY	\$ 8,228.68	\$ 7,593.49	\$ 7,917.51
316	CARTHAGE ELEMENTARY	\$ 8,536.56	\$ 9,090.84	\$ 7,821.12
317	CRAINS CREEK MIDDLE*	\$ -	\$ -	\$ 6,238.19
320	ELISE MIDDLE	\$ 9,483.14	\$ 10,441.87	\$ 9,746.68
328	HIGHFALLS ELEMENTARY	\$ 7,575.33	\$ 6,832.32	\$ 7,306.35
331	NEW CENTURY MIDDLE	\$ 5,592.98	\$ 5,572.59	\$ 6,723.34
332	NORTH MOORE HIGH	\$ 7,768.75	\$ 7,559.64	\$ 7,805.45
330	PINCKNEY ACADEMY	\$ 24,880.79	\$ 15,847.85	\$ 19,591.90
336	PINECREST HIGH	\$ 5,486.47	\$ 5,601.76	\$ 5,448.50
342	PINEHURST ELEMENTARY	\$ 6,524.86	\$ 5,916.65	\$ 6,848.76
348	ROBBINS ELEMENTARY	\$ 8,702.27	\$ 8,782.73	\$ 8,658.04
324	SANDHILLS FARMLIFE ELEMENTARY	\$ 6,145.56	\$ 5,969.56	\$ 5,964.30
350	SOUTHERN MIDDLE	\$ 5,724.96	\$ 5,664.26	\$ 5,460.77
356	SOUTHERN PINES ELEMENTARY	\$ 7,053.26	\$ 7,262.90	\$ 7,029.40
352	SOUTHERN PINES PRIMARY	\$ 8,935.09	\$ 8,571.44	\$ 8,881.53
360	UNION PINES HIGH	\$ 6,003.10	\$ 5,901.57	\$ 5,800.09
364	VASS LAKEVIEW ELEMENTARY	\$ 7,568.44	\$ 7,143.42	\$ 6,605.52
368	WEST END ELEMENTARY	\$ 6,445.55	\$ 6,342.03	\$ 7,067.67
373	WEST PINE ELEMENTARY*	\$ -	\$ -	\$ 5,241.10
374	WEST PINE MIDDLE	\$ 5,077.69	\$ 4,766.62	\$ 4,674.01
376	WESTMOORE ELEMENTARY	\$ 6,317.07	\$ 6,659.85	\$ 5,938.70
AVERAGE PER STUDENT		\$ 6,721.36	\$ 6,586.47	\$ 6,569.83
*New schools, opened August 2010.				

DATE: 3/18/11
 TIME: 15:44:55
 REPORT: FUND 1 EXP

MOORE COUNTY SCHOOLS
 ISIS FINANCIAL SYSTEM: REPORT WRITER
 EXPENDITURES BY OBJECT

PAGE: 1
 OPTION: 67
 MONTH: 13
 FISCAL: 1

ACCOUNT	DESCRIPTION	ACTIVITY 2 YR	ACTIVITY 1 YR	YTD ACTIVITY
TOTAL OBJECT	100	68,531,493.24	66,190,414.87	39,885,399.14
TOTAL OBJECT	200	17,131,975.19	17,386,525.32	12,285,823.06
TOTAL OBJECT	300	6,320,490.09	6,728,783.92	3,926,639.49
TOTAL OBJECT	400	6,538,502.28	5,961,609.10	3,458,389.93
TOTAL OBJECT	500	101,740.09	107,967.11	45,063.06
TOTAL OBJECT	700	692,209.03	719,198.34	518,133.61
		-----	-----	-----
GRAND TOTAL		99,316,409.92	97,094,498.66	60,119,448.29

Object Description:

- 100-200 = Personnel costs, including benefits
- 300 = Purchased services, including contracts and professional development
- 400 = Purchases of supplies and equipment
- 500 = Capitalized equipment, including vehicles
- 700 = Payments to other agencies, primarily Charter Schools

DATE: 3/18/11
 TIME: 15:30:21
 REPORT: FUND 1 EXP

MOORE COUNTY SCHOOLS
 ISIS FINANCIAL SYSTEM: REPORT WRITER
 EXPENDITURES BY PRC/DEPARTMENT

PAGE: 1
 OPTION: 67
 MONTH: 13
 FISCAL: 1

ACCOUNT	DESCRIPTION	ACTIVITY 2 YR	ACTIVITY 1 YR	YTD ACTIVITY
TOTAL PRC 001	CLASSROOM TEACHERS(PA)	35,713,156.53	31,444,206.25	17,567,829.90
TOTAL PRC 002	CENTRAL OFFICE ADMIN	2,195,683.72	1,817,328.52	1,276,435.30
TOTAL PRC 003	NON-INSTRUCTIONAL SUPPORT	5,850,947.31	5,853,722.09	4,070,848.18
TOTAL PRC 005	SCHOOL BLDG ADMIN(MOE)	4,038,576.72	4,024,568.15	2,664,524.19
TOTAL PRC 007	INSTRUCTIONAL SUPPORT(PA)	4,855,867.90	4,738,889.21	3,099,560.29
TOTAL PRC 009	NON-CONTRIBUTORY EMPLOYEE	1,456,892.83	1,487,752.94	886,177.19
TOTAL PRC 011	NATL BOARD EDUCATIONAL LE	3,579.96	6,175.60	308.42
TOTAL PRC 012	DRIVER EDUCATION	292,427.77	280,365.71	189,152.03
TOTAL PRC 013	CAREER/TECH EDUC(MOE)	3,294,858.01	3,345,100.59	2,002,577.33
TOTAL PRC 014	CAREER/TECH EDUC-SUPPORT	246,771.56	201,616.78	105,115.42
TOTAL PRC 015	SCHOOL TECHNOLOGY	2,146,890.98	1,917,221.72	1,385.82
TOTAL PRC 017	CTE-PROGRAM IMPROVEMENT	168,322.00	159,647.00	76,986.60
TOTAL PRC 018	HEALTH INSURANCE-RIF	.00	44,134.74	9,037.60
TOTAL PRC 020	FOREIGN EXCHANGE (VIF)	44,324.34	46,448.55	31,849.65
TOTAL PRC 022	MENTOR POSITIONS	31,025.21	48,970.00	.00
TOTAL PRC 024	DISADVANTAGED STUDENTS(DS	243,135.72	385,519.00	250,345.42
TOTAL PRC 026	EDUCATION/HOMELESS CHILDR	.00	.00	3,041.98
TOTAL PRC 027	TEACHER ASSISTANTS	5,781,831.62	5,063,306.55	3,369,676.08
TOTAL PRC 028	STAFF DEVELOPMENT	111,041.57	76,515.85	17,323.03
TOTAL PRC 029	BEHAVIORAL SUPPORT-WILLIE	122,968.00	127,803.00	86,672.08
TOTAL PRC 032	EXCEPTIONAL CHILDREN	6,030,217.45	5,858,313.22	3,619,853.97
TOTAL PRC 033	ABC INCENTIVE FUNDING	776,591.32	.00	.00
TOTAL PRC 034	ACADEMIC/INTELLECTUALLY G	560,945.19	572,933.94	376,927.29
TOTAL PRC 036	CHARTER SCHOOLS	662,209.03	674,198.34	518,133.61
TOTAL PRC 044	IDEA VI-B CAPACITY BLDG	8,062.77	38,754.23	27,137.20
TOTAL PRC 045	BONUS COMPENSATION	59,336.10	.00	.00
TOTAL PRC 048	SAFE/DRUG FREE SCHOOLS	55,733.81	28,475.01	3,992.60
TOTAL PRC 049	IDEA EC-PRESCHOOL	187,670.91	149,406.20	80,551.03
TOTAL PRC 050	ESEA TITLE I	2,138,866.54	2,433,615.60	1,034,999.22
TOTAL PRC 051	ESEA TITLE I MIGRANT	42,460.98	38.20	.00
TOTAL PRC 054	LIMITED ENGLISH PROFICIEN	672,800.76	707,327.30	467,711.06
TOTAL PRC 055	LEARN AND EARN TEXTBOOKS	1,439.75	2,782.91	2,851.88
TOTAL PRC 056	TRANSPORTATION	3,344,026.91	3,356,929.35	2,076,560.92
TOTAL PRC 057	ABSTINENCE EDUCATION	2,350.24	.00	.00
TOTAL PRC 060	IDEA EC-DISABLED	1,991,525.52	2,082,058.12	1,354,029.75
TOTAL PRC 061	CLASSROOM MATERIALS	1,501,419.59	795,329.00	752,556.16
TOTAL PRC 062	STUDENT READING DIAGNOSTI	.00	.00	58,971.20
TOTAL PRC 063	DEV DAY/COMMUNITY RESIDEN	170,847.00	204,018.00	165,112.40
TOTAL PRC 067	PRINCIPAL INTERN PROGRAM	40,499.85	.00	.00
TOTAL PRC 068	ALTERNATIVE PROGRAMS/SCHO	714,885.80	.00	.00
TOTAL PRC 069	AT-RISK STUDENT SERVICES	1,693,717.59	2,300,568.31	1,643,781.94
TOTAL PRC 070	IDEA EC-EARLY INTERVENTIO	308,474.77	17,458.86	.00
TOTAL PRC 072	STUDENT ACCOUNTABILITY ST	259,199.86	.00	.00
TOTAL PRC 073	SCHOOL CONNECTIVITY	113,114.19	111,317.00	.00
TOTAL PRC 082	IDEA VI-B STATE IMPROVEME	10,000.00	.00	.00
TOTAL PRC 103	TITLE II-TEACHER QUALITY	393,155.86	501,192.30	303,692.03
TOTAL PRC 104	TITLE III-LANGUAGE ACQ ST	63,100.87	55,158.25	47,977.31
TOTAL PRC 105	TITLE I SCHOOL IMPROVEMEN	211,893.68	119,711.95	83,803.97
TOTAL PRC 107	EDUCATION TECHNOLOGY	19,955.33	9,292.62	12,163.05
TOTAL PRC 110	21ST CENTURY COMM LEARNIN	.00	196,430.88	97,518.82
TOTAL PRC 118	IDEA EC-TARGETED ASSISTAN	.00	17,539.47	9,844.89
TOTAL PRC 130	STATE TEXTBOOKS	444,367.61	120,482.94	28,757.67
TOTAL PRC 140	ARRA-STABILIZATION	.00	3,165,198.18	2,090,452.50
TOTAL PRC 141	ARRA-TITLE I STIMULUS	.00	594,127.83	491,687.83

DATE: 3/18/11
 TIME: 15:30:21
 REPORT: FUND 1 EXP

MOORE COUNTY SCHOOLS
 ISIS FINANCIAL SYSTEM: REPORT WRITER
 EXPENDITURES BY PRC/DEPARTMENT

PAGE: 2
 OPTION: 67
 MONTH: 13
 FISCAL: 1

ACCOUNT	DESCRIPTION	ACTIVITY 2 YR	ACTIVITY 1 YR	YTD ACTIVITY
TOTAL PRC 142	ARRA-TITLE I SCHOOL IMPRO	.00	.00	101,485.33
TOTAL PRC 144	ARRA-EC STIMULUS	.00	1,119,045.77	936,854.80
TOTAL PRC 145	ARRA-EC PRESCHOOL STIMULU	.00	54,501.06	29,845.30
TOTAL PRC 146	ARRA-EDUCATION TECHNOLOGY	.00	1,664.92	35,471.00
TOTAL PRC 148	ARRA-MCKINNEY VENTO	.00	2,502.80	3,901.26
TOTAL PRC 149	ARRA-CHILD NUTRITION EQPM	.00	26,650.85	.00
TOTAL PRC 155	EDUCATION JOBS BILL	.00	.00	1,645,215.68
TOTAL PRC 300	LOCAL SCHOOL ALLOTMENTS	.00	592,667.39	241,820.19
TOTAL PRC 301	ROTC PROGRAM	208,792.47	239,219.17	102,468.61
TOTAL PRC 340	IMPACT AID/DODEA GRANT FU	42,546.00	87,000.00	.00
TOTAL PRC 404	PRE-SCHOOL PROGRAM	91,173.58	92,174.45	104.60
TOTAL PRC 413	MORE AT FOUR PROGRAM	338,434.23	360,437.31	.00
TOTAL PRC 420	CHILD OBESITY PILOT PROGR	41,667.00	.00	.00
TOTAL PRC 710	ARTS EDUCATION	454,834.49	491,133.34	286,417.54
TOTAL PRC 711	ATHLETICS	727,042.02	738,741.32	610,117.66
TOTAL PRC 712	ACADEMIC COMPETITION	22,935.87	24,999.68	23,264.40
TOTAL PRC 715	READING RECOVERY	451,039.59	426,421.72	257,410.62
TOTAL PRC 721	HOMEBOUND	28,052.79	19,342.27	10,523.10
TOTAL PRC 801	BOARD OF EDUCATION	87,121.12	68,573.21	2,670.00-
TOTAL PRC 802	CENTRAL OFFICE/FINANCE	857,417.35	691,794.49	194,857.36
TOTAL PRC 803	MAINTENANCE	6,374,844.34	6,472,902.54	4,489,733.04
TOTAL PRC 804	COMMUNITY/VOLUNTEERS	78,669.55	91,074.51	.00
TOTAL PRC 805	HUMAN RESOURCES	50,598.83	58,031.12	25,838.08
TOTAL PRC 806	MEDICAID FUNDED COSTS	164,311.71	29,446.27	60.00
TOTAL PRC 807	CURRICULUM	74,961.25	53,965.02	13,347.13
TOTAL PRC 808	MEDIA EXPENDITURES	28,620.33	27,340.96	24,509.68
TOTAL PRC 809	STUDENT SERVICES-GUIDANCE	9,674.24	.00	.00
TOTAL PRC 810	PSAT/AP/IB PROGRAM	77,037.10	79,095.44	17,916.43
TOTAL PRC 811	TESTING/ACCOUNTABILITY	29,465.03	23,822.79	13,041.67
TOTAL PRC 812	FIRST STEP/STUDENT SUPPOR	.00	40,000.00	.00
GRAND TOTAL		99,316,409.92	97,094,498.66	60,119,448.29